

Monthly Report

Desjardins RI Active Canadian Bond - Net-Zero Emissions Pathway ETF



As at April 30, 2025

desjardinsetf.com

Ticker	DRCU
CUSIP	25059Q109
Exchange	TSX
Base Currency	CAD
Inception Date	September 27, 2018
Asset Class	Fixed Income
Management Expense Ratio (MER) (%)	0.40
Management Fee (%)	0.35
Eligibility	NON-REG and REG (including FHSA)
Distribution Frequency	Monthly

Reduction in Financed emissions with respect to the reference year*	61.1%
---	--------------

*as at December 31, 2024

Price at Month End (\$)	18.88
Total Assets (\$)	45,317,808
Shares Outstanding	2,400,000
Number of Securities (As at Mar 31, 2025)	238
Weighted Average Term to Maturity (years)	11.65
Weighted Average Coupon (%)	4.06
Annualized return of distributions (%)	3.40
Weighted Average Yield to Maturity (%)	3.93
Weighted Average Duration (years)	7.77

FUND MANAGER (S)

Desjardins Investments Inc.

TOP HOLDINGS (%) As at Mar 31, 2025

CANADIAN GOVERNMENT 4.00 % 01-08-2026	9.60
Canada Government 1.50% 01-Dec-2031	5.66
CANADIAN GOVERNMENT 3.25 % 01-12-2034	4.54
Ontario Province 4.65% 02-Jun-2041	2.94
Quebec Province 4.25% 01-Dec-2043	2.56
Ontario Province 4.60% 02-Jun-2039	2.51
Quebec Province 3.50% 01-Dec-2045	2.44
Quebec Province 5.00% 01-Dec-2038	2.19
Quebec Province 5.75% 01-Dec-2036	2.12
TORONTO DOMINION BANK 5.49 % 08-09-2028	1.82
Total	36.40

FUND DESCRIPTION

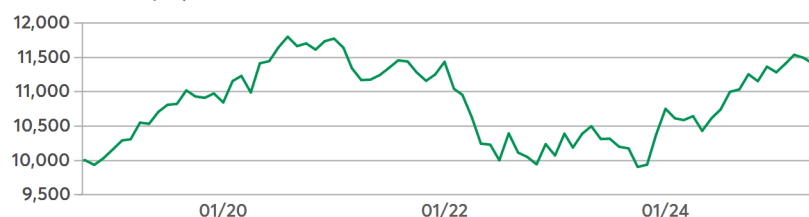
The ETF seeks to achieve a total return comprised of income and long-term capital appreciation by actively investing primarily in debt securities issued by Canadian governments, government agencies and corporations that meet Pre-Determined ESG Standards, while gradually reducing the portfolio's Financed Emissions.

BENEFITS

- Active management of a diversified portfolio of federal, provincial, municipal, and corporate bonds, including the energy sector
- Integrates environmental, social and governance (ESG) considerations
- Gradual reduction of the portfolio's financed emissions

Performance Analysis

GROWTH OF \$10,000

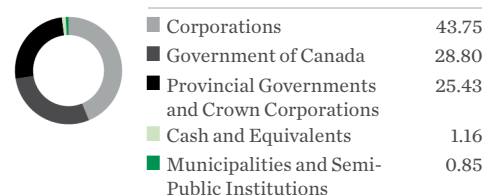


— Desjardins RI Active Canadian Bond - Net-Zero Emissions Pathway ETF


FUND PERFORMANCE (%)

	1 Month	3 Month	6 Month	1 Year	2 Year	3 Year	5 Year	Since Fund Inception
Net Asset Value	-0.71	-0.01	2.31	9.41	4.26	3.66	0.00	2.02

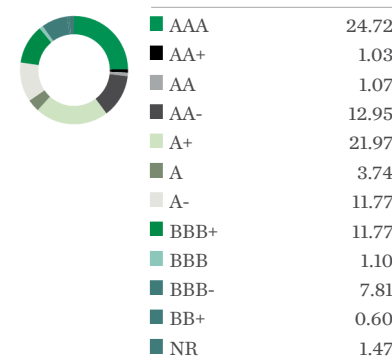
SECTOR ALLOCATION (%)



MATURITY (%)



CREDIT RATING (%)



Monthly Report (cont'd)

Desjardins RI Active Canadian Bond - Net-Zero Emissions Pathway ETF



Desjardins Exchange Traded Funds (FNB Desjardins)

The financial information displayed in this document is provided for informational purposes only. No representations or warranties, express or implied, are made by Desjardins in connection with the exactitude, quality or completeness of such information and data. Should these differ from official prices, the latter will prevail.

Desjardins Exchange Traded Funds (ETF) are not guaranteed, their value fluctuates frequently, and their past performance is not indicative of their future returns. Commissions, management fees and expenses may all be associated with mutual fund investments. The indicated rates of return are the historical annual compounded total returns, including changes in securities value and reinvestment of all distributions and do not take into account sales, redemption, distribution or optional charges or income taxes payable by any securityholder that would have reduced returns. Please read the prospectus before investing. Desjardins Investment Inc. is the manager and Desjardins Global Asset Management Inc. is the portfolio manager of the Desjardins Exchange Traded Funds. The Desjardins Exchange Traded Funds are offered by registered dealers.