

# Monthly Report

## Desjardins Canadian Universe Bond Index ETF

As at April 30, 2025



desjardinsetf.com

Ticker	DCU
CUSIP	25059M108
Exchange	TSX
Base Currency	CAD
Inception Date	April 03, 2017
Asset Class	Fixed Income
Management Expense Ratio (MER) (%)	0.08
Management Fee (%)	0.07
Eligibility	NON-REG and REG (including FHSA)
Distribution Frequency	Monthly

Price at Month End (\$)	18.03
Total Assets (\$)	1,047,415,253
Shares Outstanding	58,100,000
Number of Securities	1489
Weighted Average Term to Maturity (years)	9.76
Weighted Average Coupon (%)	3.30
Annualized return of distributions (%)	3.01
Weighted Average Yield to Maturity (%)	3.38
Weighted Average Duration (years)	7.04

### FUND MANAGER (S)

Desjardins Investments Inc.

### TOP HOLDINGS (%)

Canada Government 1.25% 01-Jun-2030	1.65
Canada Government 1.50% 01-Jun-2031	1.55
Canada Government 2.00% 01-Dec-2051	1.52
CANADIAN GOVERNMENT 3.00 % 01-06-2034	1.32
Canada Government 0.25% 01-Mar-2026	1.30
CANADIAN GOVERNMENT 2.75 % 01-03-2030	1.30
Canada Government 0.50% 01-Dec-2030	1.30
CANADIAN GOVERNMENT 3.50 % 01-09-2029	1.24
CANADIAN GOVERNMENT 3.25 % 01-12-2034	1.19
CANADIAN GOVERNMENT 4.00 % 01-03-2029	1.12
<b>Total</b>	<b>13.50</b>

### FUND DESCRIPTION

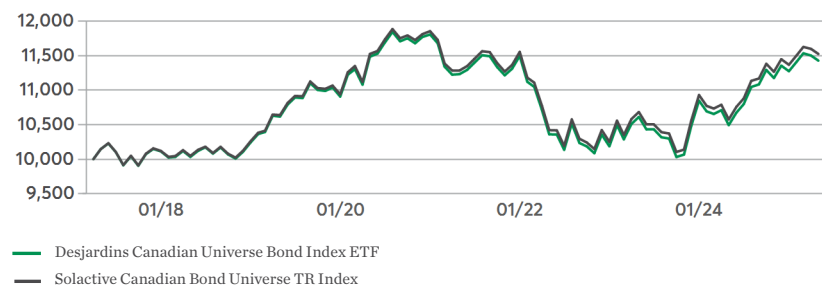
The Desjardins Canadian Universe Bond Index ETF was designed to replicate—to the extent possible—the performance of the Solactive Canadian Bond Universe TR Index (the “Index”), net of fees and expenses. The current investment strategy is to invest in and hold the constituent securities of the Index in the same proportion as they are reflected in the Index or securities intended to replicate the performance of the Index. The Manager may also use a sampling strategy for selecting investments.

### BENEFITS

- Invests in a diversified portfolio of federal, provincial, municipal, and corporate bonds
- Designed for investors looking for consistent income
- Includes bonds with generally greater than one year to maturity

## Performance Analysis

### GROWTH OF \$10,000



### FUND PERFORMANCE (%)


	1 Month	3 Month	6 Month	1 Year	2 Year	3 Year	5 Year	Since Fund Inception
Net Asset Value	-0.64	0.16	2.26	8.91	3.78	3.32	-0.10	1.67
Benchmark	-0.64	0.20	2.29	8.98	3.86	3.41	0.00	1.77

Benchmark: Solactive Canadian Bond Universe TR Index

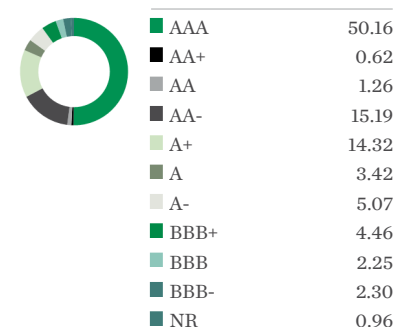
### SECTOR ALLOCATION (%)



### MATURITY (%)



### CREDIT RATING (%)



# Monthly Report (cont'd)

Desjardins Canadian Universe Bond Index ETF



## **Desjardins Exchange Traded Funds (FNB Desjardins)**

The financial information displayed in this document is provided for informational purposes only. No representations or warranties, express or implied, are made by Desjardins in connection with the exactitude, quality or completeness of such information and data. Should these differ from official prices, the latter will prevail.

Desjardins Exchange Traded Funds (ETF) are not guaranteed, their value fluctuates frequently, and their past performance is not indicative of their future returns. Commissions, management fees and expenses may all be associated with mutual fund investments. The indicated rates of return are the historical annual compounded total returns, including changes in securities value and reinvestment of all distributions and do not take into account sales, redemption, distribution or optional charges or income taxes payable by any securityholder that would have reduced returns. Please read the prospectus before investing. Desjardins Investment Inc. is the manager and Desjardins Global Asset Management Inc. is the portfolio manager of the Desjardins Exchange Traded Funds. The Desjardins Exchange Traded Funds are offered by registered dealers.

The Desjardins Canadian Fixed Income ETFs and Desjardins Canadian Preferred Share ETF are not sponsored, promoted, sold or supported in any other manner by Solactive AG nor does Solactive AG offer any express or implicit guarantee or assurance either with regard to the results of using the Indexes and/or Indexes trademarks or the Indexes Price at any time or in any other respect. The Indexes are calculated and published by Solactive AG. Solactive AG uses its best efforts to ensure that the Indexes are calculated correctly. Irrespective of its obligations towards the Issuer, Solactive AG has no obligation to point out errors in the Indexes to third parties including but not limited to investors and/or financial intermediaries of the Desjardins ETFs. Neither publication of the Indexes by Solactive AG nor the licensing of the Indexes or Indexes trademarks for the purpose of use in connection with the Desjardins Canadian Fixed Income ETFs and Desjardins Canadian Preferred Share ETF constitutes a recommendation by Solactive AG to invest capital in said financial products nor does it in any way represent an assurance or opinion of Solactive AG with regard to any investment in these Desjardins ETFs.