

DESJARDINS CANADIAN PREFERRED SHARE FUND

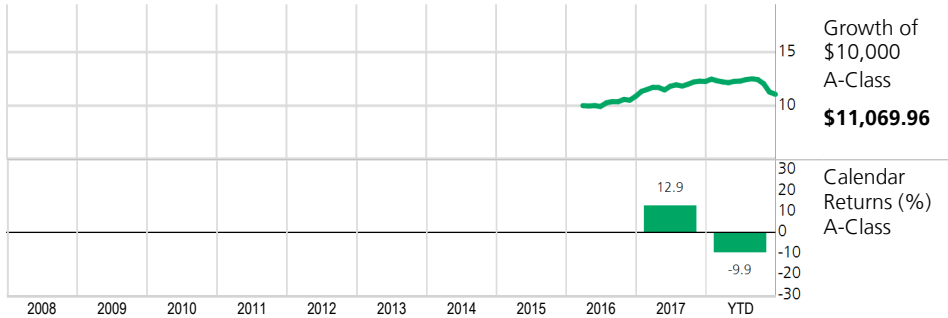


Inception Date	A-Class: April 11, 2016
Asset Class	Canadian preferred share
Value per Unit in \$	A-Class: 10.12
Total Assets in \$	205,941,991
Total Number of Holdings	231
Minimum Investment in \$	1,000
Minimum Subsequent Investment in \$	25
Management Style	Bottom-up
Capitalization	N/A
Management Expense Ratio in %	1.60 ¹
Eligibility	A-Class: REG and NON-REG
Distribution Frequency	A-Class: monthly
Distribution per unit	A-Class: 20.75¢
Risk Level	<div style="display: flex; width: 100px; height: 15px; border: 1px solid black; margin-bottom: 5px;"><div style="width: 20%; background-color: #e0e0e0;"></div><div style="width: 40%; background-color: #808080;"></div><div style="width: 40%; background-color: #e0e0e0;"></div></div> <div style="display: flex; width: 100px; height: 15px;"><div style="width: 20%; background-color: #e0e0e0;"></div><div style="width: 40%; background-color: #008000;"></div><div style="width: 40%; background-color: #e0e0e0;"></div></div> <div style="display: flex; justify-content: space-between; width: 100px; margin-top: 5px;">LowMediumHigh</div>

FUND DESCRIPTION

Desjardins Canadian Preferred Share Fund seeks to provide unitholders dividend income and some capital appreciation by investing primarily in preferred shares of Canadian companies.

PERFORMANCE ANALYSIS




	1 Mth	3 Mth	6 Mth	1 Yr	3 Yr	5 Yr	10 Yr	Since Inception
A-Class	-1.9	-11.1	-10.0	-9.9	-	-	-	3.8
F-Class	-1.8	-10.9	-9.7	-9.2	-	-	-	4.5

Annual Compound Returns (%)

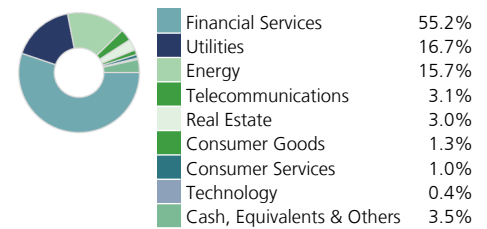
CODES	Purchase option (prefix=DJT)			
Class	NL	ISC	DSC	LL
Caisse Network				
A	00161			
Advisor				
C		03161	03361	03561
Fee Based				
F	03961			
Discount Brokerage				
D	07161			

Reference Index (target)
100% S&P/TSX Preferred Share Index

ASSET ALLOCATION



SECTOR ALLOCATION



PORTFOLIO MANAGER(S)

Desjardins Global Asset Management (DGAM)

FUND MANAGER

Desjardins Investment Inc.
www.desjardinsfunds.com

Note(s):¹Source: Annual/Interim Management Report.

TOP HOLDINGS

Toronto-Dominion Bank 4.85% PERP	1.87%
Royal Bank of Canada 3.60% PERP	1.38%
Toronto-Dominion Bank - Pfd CI A Sr 12	1.34%
Fortis Inc - Pfd Sr M	1.33%
TransCanada Corp - Pfd Sr 7	1.16%
Toronto-Dominion Bank - Pfd CI A Sr 9	1.14%
TransCanada Corp - Pfd Sr 13	1.14%
Bank of Montreal - Pfd CI B Sr 29	1.07%
Bank of Nova Scotia - Pfd Sr 38	1.03%
Toronto-Dominion Bank - Pfd CI A Sr 5	0.99%
Total	12.45%



DECEMBER 31, 2018

DESJARDINS
CANADIAN PREFERRED SHARE FUND



** Desjardins Investments Inc., manager of the Desjardins Funds, is announcing a reduction of the management fees on certain classes of units and series of shares of some Desjardins Funds.

The Desjardins Funds are not guaranteed, their value fluctuates frequently and their past performance is not indicative of their future returns. The indicated rates of return are the historical annual compounded total returns as indicated the date of the present document including changes in securities value and reinvestment of all distributions and do not take into account sales, redemption, distribution or optional charges or income taxes payable by any securityholder that would have reduced returns. Commissions, trailing commissions, management fees and expenses all may be associated with mutual fund investments. Please read the prospectus before investing. The Desjardins Funds are offered by such registered dealers as the Desjardins Financial Services Firm, a mutual fund dealer belonging to the Desjardins Group that distributes the Funds in caisses throughout Québec and Ontario.