

DESJARDINS EMERGING MARKETS OPPORTUNITIES FUND

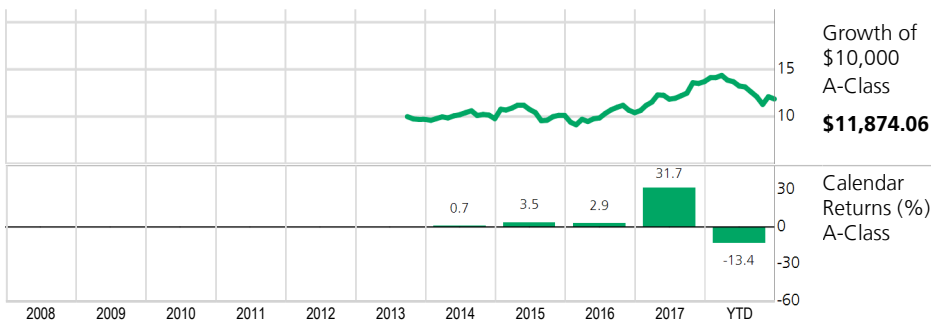


Inception Date	A-Class: October 18, 2013
Asset Class	International growth
Value per Unit in \$	A-Class: 8.99
Total Assets in \$	377,180,649
Total Number of Holdings	72
Minimum Investment in \$	1,000
Minimum Subsequent Investment in \$	25
Management Style	Growth
Capitalization	Medium
Management Expense Ratio in %	2.82 ¹
Eligibility	A-Class: REG and NON-REG
Distribution Frequency	A-Class: annually
Risk Level	

FUND DESCRIPTION

Desjardins Emerging Markets Opportunities Fund seeks to achieve long-term capital appreciation by investing primarily in a diversified portfolio of equity securities, and the equity related securities of corporations located or operating in emerging markets. The Fund can also invest in securities of exchange-traded funds to gain an exposure to emerging markets.

PERFORMANCE ANALYSIS



	1 Mth	3 Mth	6 Mth	1 Yr	3 Yr	5 Yr	10 Yr	Since Inception	Annual Compound Returns (%)
A-Class	-2.0	-2.0	-10.4	-13.4	5.5	4.1	-	3.4	

CODES		Purchase option (prefix=DJT)			
Class	NL	ISC	DSC	LL	
Caisse Network					
A	00149				
Advisor					
C		03149	03349	03549	
Fee Based					
F	03949				
Discount Brokerage					
D	07149				

Reference Index (target)
100% MSCI Emerging Markets Index (Total return)

ASSET ALLOCATION

Category	Percentage
Fixed Income	
Cash and Equivalents	5.9%
Growth	
International Equity	93.9%
US Equity	0.2%

TOP HOLDINGS

Cash and Cash Equivalents	5.88%
Naspers Ltd	3.07%
Nagacorp Ltd	2.49%
ICICI Bank Ltd	2.39%
Apollo Hospitals Enterprise Ltd	2.20%
Aramex PJSC	2.17%
Container Corp of India Ltd	2.01%
CJ Korea Express Corp	1.97%
Fosun International Ltd	1.93%
AirAsia Bhd	1.92%
Total	26.03%

CAPITALIZATION

Large	25.4%
Medium	48.5%
Small	26.1%
Large (>\$10.0B)	
Medium (\$2.0 - \$10.0B)	
Small (<\$2.0B)	

PORTFOLIO MANAGER(S)

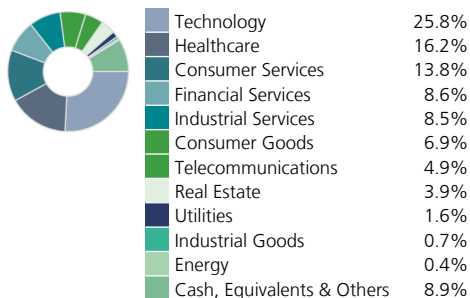
Desjardins Global Asset Management (DGAM)
Wellington Management Company*

FUND MANAGER

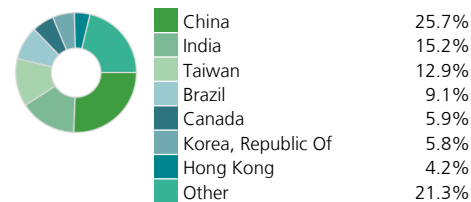
Desjardins Investments Inc.
www.desjardinsfunds.com

Note(s): ¹Source: Annual/Interim Management Report.
*Portfolio manager mandated by Desjardins Global Asset Management.

SECTOR ALLOCATION



GEOGRAPHIC ALLOCATION



DECEMBER 31, 2018

DESJARDINS EMERGING MARKETS OPPORTUNITIES FUND



** Desjardins Investments Inc., manager of the Desjardins Funds, is announcing a reduction of the management fees on certain classes of units and series of shares of some Desjardins Funds.

The Desjardins Funds are not guaranteed, their value fluctuates frequently and their past performance is not indicative of their future returns. The indicated rates of return are the historical annual compounded total returns as indicated the date of the present document including changes in securities value and reinvestment of all distributions and do not take into account sales, redemption, distribution or optional charges or income taxes payable by any securityholder that would have reduced returns. Commissions, trailing commissions, management fees and expenses all may be associated with mutual fund investments. Please read the prospectus before investing. The Desjardins Funds are offered by such registered dealers as the Desjardins Financial Services Firm, a mutual fund dealer belonging to the Desjardins Group that distributes the Funds in caisses throughout Québec and Ontario.