

DESJARDINS GLOBAL INFRASTRUCTURE FUND

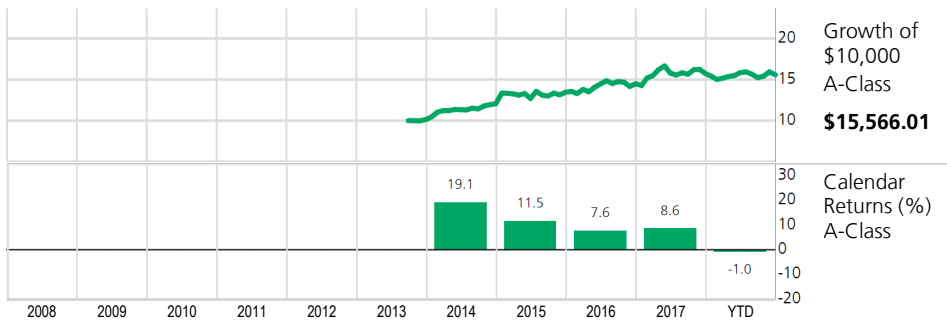


Inception Date	A-Class: October 18, 2013 T-Class: April 11, 2016
Asset Class	Global infrastructure equity
Value per Unit in \$	A-Class: 11.02 T-Class: 8.69
Total Assets in \$	307,242,860
Total Number of Holdings	42
Minimum Investment in \$	1,000
Minimum Subsequent Investment in \$	25
Management Style	Value
Capitalization	Large
Management Expense Ratio in %	2.65 ¹
Eligibility	A-Class: REG and NON-REG T-Class: NON-REG
Distribution Frequency	A-Class: annually T-Class: monthly
Distribution per unit	A-Class: 36.04¢ T-Class: 6.40¢
Risk Level	Low Medium High

FUND DESCRIPTION

Desjardins Global Infrastructure Fund seeks to provide unitholders income and capital appreciation by investing primarily in equity securities of companies located anywhere in the world operating in the infrastructure sector.

PERFORMANCE ANALYSIS



	1 Mth	3 Mth	6 Mth	1 Yr	3 Yr	5 Yr	10 Yr	Since Inception	Annual Compound Returns (%)
A-Class	-2.3	2.2	-1.7	-1.0	5.0	9.0	-	8.9	
T-Class	-2.3	2.2	-1.7	-1.0	-	-	-	5.0	

	2010	2011	2012	2013	2014	2015	2016	2017	2018	YTD	Distribution Rate (\$) T-Class
	-	-	-	-	-	-	0.70	1.23	0.77	0.77	

Reference Index (target)
100% FTSE Global Core Infrastructure 50-50 Index

Class	NL	ISC	DSC	LL
COUCHES				
Purchase option (prefix=DJT)				
Caisse Network				
A	00148			
T	01448			
Advisor				
C		03148	03348	03548
R		04148	04348	04548
Fee Based				
F	03948			
S	04948			
Discount Brokerage				
D	07148			

ASSET ALLOCATION

Category	Percentage
Fixed Income	
Cash and Equivalents	1.3%
Growth	
US Equity	49.9%
International Equity	33.0%
Canadian Equity	8.6%
Income Trust Units	7.2%

TOP HOLDINGS

Dominion Resources Inc	6.96%
Transurban Group - Units	6.33%
NextEra Energy Inc	5.70%
Kinder Morgan Inc	4.94%
TransCanada Corp	4.66%
American Electric Power Co Inc	4.27%
East Japan Railway Co	4.18%
Atlantia SpA	3.17%
Eversource Inc	3.02%
Crown Castle International Cor	2.84%
Total	46.07%

CAPITALIZATION

Large	87.1%
Medium	12.9%
Small	0.0%
Large (>\$10.0B)	
Medium (\$2.0 - \$10.0B)	
Small (<\$2.0B)	

PORTFOLIO MANAGER(S)


Desjardins Global Asset Management (DGAM)
Colonial First State Asset Management*

FUND MANAGER

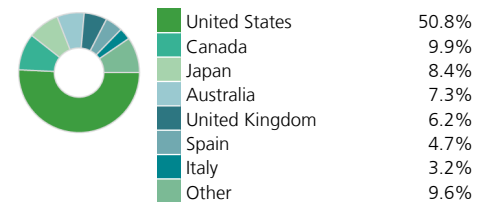
Desjardins Investments Inc.
www.desjardinsfunds.com

Note(s): ¹Source: Annual/Interim Management Report.
*Portfolio manager mandated by Desjardins Global Asset Management.

SECTOR ALLOCATION



GEOGRAPHIC ALLOCATION



DESJARDINS
GLOBAL INFRASTRUCTURE FUND

** Desjardins Investments Inc., manager of the Desjardins Funds, is announcing a reduction of the management fees on certain classes of units and series of shares of some Desjardins Funds.

FundGrade A+[®] is used with permission from Fundata Canada Inc., all rights reserved. The annual FundGrade A+[®] Awards are presented by Fundata Canada Inc. to recognize the “best of the best” among Canadian investment funds. The FundGrade A+[®] calculation is supplemental to the monthly FundGrade ratings and is calculated at the end of each calendar year. The FundGrade rating system evaluates funds based on their risk-adjusted performance, measured by Sharpe Ratio, Sortino Ratio, and Information Ratio. The score for each ratio is calculated individually, covering all time periods from 2 to 10 years. The scores are then weighted equally in calculating a monthly FundGrade. The top 10% of funds earn an A Grade; the next 20% of funds earn a B Grade; the next 40% of funds earn a C Grade; the next 20% of funds receive a D Grade; and the lowest 10% of funds receive an E Grade. To be eligible, a fund must have received a FundGrade rating every month in the previous year. The FundGrade A+[®] uses a GPA-style calculation, where each monthly FundGrade from “A” to “E” receives a score from 4 to 0, respectively. A fund’s average score for the year determines its GPA. Any fund with a GPA of 3.5 or greater is awarded a FundGrade A+[®] Award. For more information, see www.FundGradeAwards.com. Although Fundata makes every effort to ensure the accuracy and reliability of the data contained herein, the accuracy is not guaranteed by Fundata.

The Desjardins Funds are not guaranteed, their value fluctuates frequently and their past performance is not indicative of their future returns. The indicated rates of return are the historical annual compounded total returns as indicated the date of the present document including changes in securities value and reinvestment of all distributions and do not take into account sales, redemption, distribution or optional charges or income taxes payable by any securityholder that would have reduced returns. Commissions, trailing commissions, management fees and expenses all may be associated with mutual fund investments. Please read the prospectus before investing. The Desjardins Funds are offered by such registered dealers as the Desjardins Financial Services Firm, a mutual fund dealer belonging to the Desjardins Group that distributes the Funds in caisses throughout Québec and Ontario.