

DESJARDINS IBRIX GLOBAL EQUITY FOCUS FUND

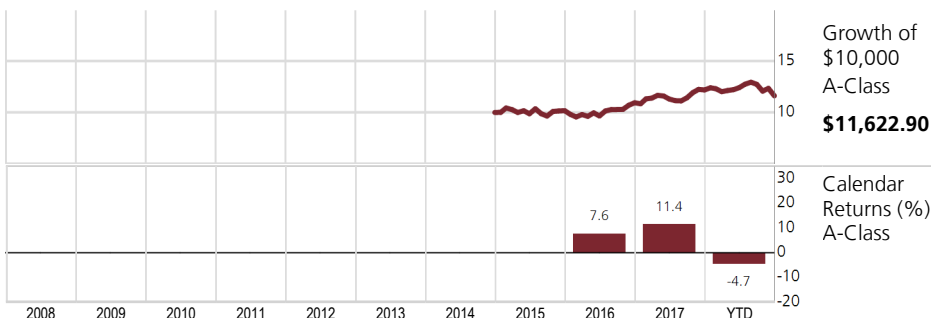


Inception Date	A-Class: January 26, 2015 T-Class: April 11, 2016
Asset Class	Global growth
Value per Unit in \$	A-Class: 10.10 T-Class: 9.70
Total Assets in \$	3,245,196
Total Number of Holdings	149
Minimum Investment in \$	1,000
Minimum Subsequent Investment in \$	25
Management Style	Quantitative
Capitalization	Large
Management Expense Ratio in %	2.50 ¹
Eligibility	A-Class: REG and NON-REG T-Class: NON-REG
Distribution Frequency	A-Class: annually T-Class: monthly
Distribution per unit	A-Class: 81.84¢ T-Class: 7.40¢
Risk Level	<div style="display: flex; justify-content: space-between; width: 100px;"> <div style="width: 33%; background-color: #f0f0f0; height: 10px;"></div> <div style="width: 33%; background-color: #800000; height: 10px;"></div> <div style="width: 33%; background-color: #f0f0f0; height: 10px;"></div> </div> Low Medium High

FUND DESCRIPTION

Desjardins IBrix Global Equity Focus Fund seeks to provide long-term capital growth by, investing in companies located anywhere in the world, including emerging markets.

PERFORMANCE ANALYSIS



	1 Mth	3 Mth	6 Mth	1 Yr	3 Yr	5 Yr	10 Yr	Since Inception	Annual Compound Returns (%)
A-Class	-5.9	-8.8	-6.4	-4.7	4.5	-	-	3.9	
T-Class	-5.9	-8.8	-6.4	-4.7	-	-	-	7.0	

	2010	2011	2012	2013	2014	2015	2016	2017	2018	YTD	Distribution Rate (\$) T-Class
	-	-	-	-	-	-	0.54	0.86	0.89	0.89	

Reference Index (target)
100% MSCI World Index (Total return)

CODES	Purchase option (prefix=DJT)			
Class	NL	ISC	DSC	LL
Caisse Network				
A	00135			
T	01435			
Advisor				
C		03135	03335	03535
R		04135	04335	04535
Fee Based				
F	03935			
S	04935			
Discount Brokerage				
D	07135			

ASSET ALLOCATION

Category	Percentage
Fixed Income	
Cash and Equivalents	6.8%
Growth	
US Equity	49.2%
International Equity	34.9%
Canadian Equity	7.9%
Income Trust Units	1.3%

TOP HOLDINGS

Cash and Cash Equivalents	6.78%
Xilinx Inc	1.71%
Verizon Communications Inc	1.42%
Gildan Activewear Inc	1.25%
Marathon Petroleum Corp	1.25%
T-Mobile US Inc	1.23%
CGI Group Inc CI A	1.22%
Texas Instruments Inc	1.20%
Coloplast A/S CI B	1.10%
Duke Energy Corp	1.02%
Total	18.18%

CAPITALIZATION

Large	77.7%
Medium	21.3%
Small	1.0%
Large (>\$10.0B)	
Medium (\$2.0 - \$10.0B)	
Small (<\$2.0B)	

PORTFOLIO MANAGER(S)

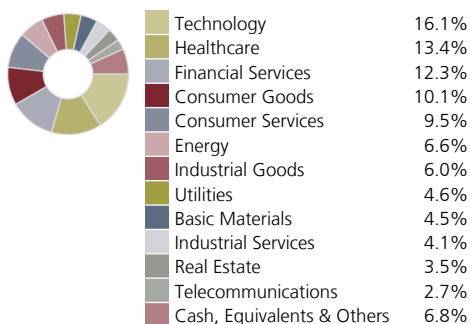
Desjardins Global Asset Management (DGAM)

FUND MANAGER

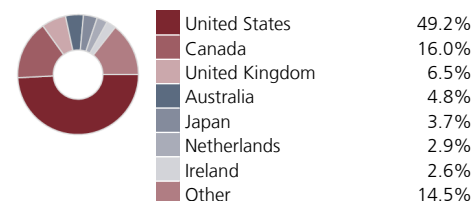
Desjardins Investments Inc.
www.desjardinsfunds.com

Note(s):¹Source: Annual/Interim Management Report.

SECTOR ALLOCATION



GEOGRAPHIC ALLOCATION



DECEMBER 31, 2018

DESJARDINS
IBRIX GLOBAL EQUITY FOCUS FUND



The Desjardins Funds are not guaranteed, their value fluctuates frequently and their past performance is not indicative of their future returns. The indicated rates of return are the historical annual compounded total returns as indicated the date of the present document including changes in securities value and reinvestment of all distributions and do not take into account sales, redemption, distribution or optional charges or income taxes payable by any securityholder that would have reduced returns. Commissions, trailing commissions, management fees and expenses all may be associated with mutual fund investments. Please read the prospectus before investing. The Desjardins Funds are offered by such registered dealers as the Desjardins Financial Services Firm, a mutual fund dealer belonging to the Desjardins Group that distributes the Funds in caisses throughout Québec and Ontario.