

DESJARDINS GLOBAL EQUITY GROWTH FUND

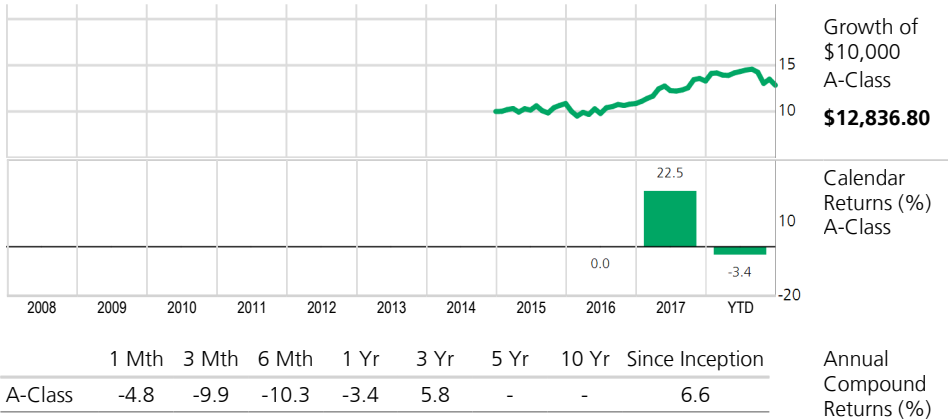


Inception Date	A-Class: January 26, 2015
Asset Class	Global growth
Value per Unit in \$	A-Class: 11.13
Total Assets in \$	551,259,642
Total Number of Holdings	105
Minimum Investment in \$	1,000
Minimum Subsequent Investment in \$	25
Management Style	Bottom-up growth
Capitalization	Large
Management Expense Ratio in %	2.51 ¹
Eligibility	A-Class: REG and NON-REG
Distribution Frequency	A-Class: annually
Risk Level	Low Medium High

FUND DESCRIPTION

Desjardins Global Equity Growth Fund seeks to provide long-term capital growth by investing primarily in shares of companies located anywhere in the world, including emerging countries.

PERFORMANCE ANALYSIS



CODES	Purchase option (prefix=DJT)			
Class	NL	ISC	DSC	LL
Caisse Network				
A	00133			
Advisor				
C		03133	03333	03533
Fee Based				
F	03933			
Discount Brokerage				
D	07133			

Reference Index (target)
100% MSCI All Country World Index (Total return)

ASSET ALLOCATION

Fixed Income	
Cash and Equivalents	2.4%
Growth	
International Equity	52.1%
US Equity	43.5%
Canadian Equity	2.1%

TOP HOLDINGS

Naspers Ltd	3.82%
Amazon.com Inc	3.53%
Anthem Inc	2.84%
Prudential PLC	2.56%
Cash and Cash Equivalents	2.36%
AIA Group Ltd	2.29%
Alphabet Inc Cl C	2.10%
MasterCard Inc	2.08%
Moody's Corp	2.01%
Alibaba Group Holding Ltd - A	1.98%
Total	25.57%

CAPITALIZATION

Large	83.1%
Medium	16.4%
Small	0.5%
Large (>\$10.0B)	
Medium (\$2.0 - \$10.0B)	
Small (<\$2.0B)	

PORTFOLIO MANAGER(S)

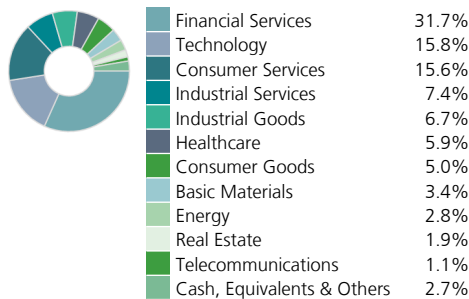
Desjardins Global Asset Management (DGAM)
Baillie Gifford Overseas*

FUND MANAGER


Desjardins Investments Inc.
www.desjardinsfunds.com

Note(s): ¹Source: Annual/Interim Management Report.
*Portfolio manager mandated by Desjardins Global Asset Management.

SECTOR ALLOCATION



GEOGRAPHIC ALLOCATION



DECEMBER 31, 2018

DESJARDINS
GLOBAL EQUITY GROWTH FUND



** Desjardins Investments Inc., manager of the Desjardins Funds, is announcing a reduction of the management fees on certain classes of units and series of shares of some Desjardins Funds.

The Desjardins Funds are not guaranteed, their value fluctuates frequently and their past performance is not indicative of their future returns. The indicated rates of return are the historical annual compounded total returns as indicated the date of the present document including changes in securities value and reinvestment of all distributions and do not take into account sales, redemption, distribution or optional charges or income taxes payable by any securityholder that would have reduced returns. Commissions, trailing commissions, management fees and expenses all may be associated with mutual fund investments. Please read the prospectus before investing. The Desjardins Funds are offered by such registered dealers as the Desjardins Financial Services Firm, a mutual fund dealer belonging to the Desjardins Group that distributes the Funds in caisses throughout Québec and Ontario.