

DESJARDINS GLOBAL EQUITY GROWTH CORPORATE CLASS

Inception Date	Series A: January 26, 2015
Asset Class	Global growth
Value per Unit in \$	Series A: 12.63
Total Assets in \$	482,660
Total Number of Holdings	96
Minimum Investment in \$	1,000
Minimum Subsequent Investment in \$	25
Management Style	Bottom-up Growth
Capitalization	Large
Management Expense Ratio in %	2.73 ¹
Eligibility	Series A: Non-REG plans
Distribution Frequency	Series A: annually
Risk Level	

CODES	Purchase option (prefix=DJT)			
	NL	ISC	LL	DSC
Series				
A	00117			
C		03117	03517	03317

PORTFOLIO MANAGER(S)

Desjardins Global Asset Management (DGAM)
Baillie Gifford Overseas*

FUND MANAGER

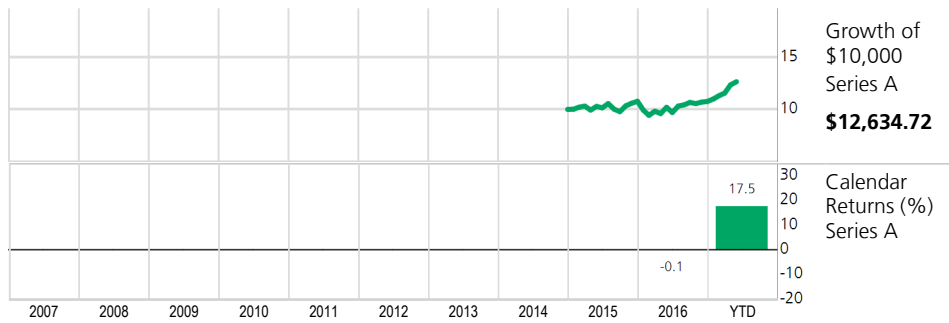
Desjardins Investments Inc.
www.desjardinsfunds.com

Note(s):¹Source: Annual/Interim Management Report.
*Portfolio manager mandated by Desjardins Global Asset Management.

FUND DESCRIPTION

The Desjardins Global Equity Growth Corporate Class seeks to provide long-term capital growth by investing primarily in shares of companies located anywhere in the world, including emerging countries.

PERFORMANCE ANALYSIS



	1 Mth	3 Mth	6 Mth	1 Yr	3 Yr	5 Yr	10 Yr	Since Inception	Annual Compound Returns (%)
Series A	2.5	11.9	18.2	23.9	-	-	-	10.5	

Reference Index (target)
100% MSCI All Country World

ASSET ALLOCATION

Fixed Income	
Cash and Equivalents	3.4%
Growth	
International Equity	50.4%
US Equity	44.9%
Canadian Equity	1.3%

TOP HOLDINGS

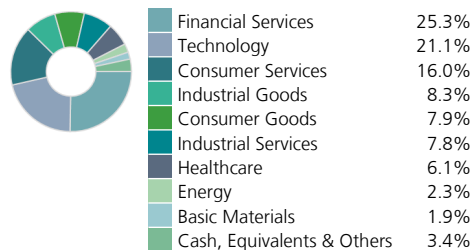
Amazon.com Inc	4.50%
Naspers Ltd	3.83%
Royal Caribbean Cruises Ltd	3.50%
Cash and Cash Equivalents	3.38%
Prudential PLC	3.23%
Taiwan Semiconductor Manuf	2.72%
SAP SE	2.62%
Alphabet Inc Cl C	2.47%
Anthem Inc	2.12%
AIA Group Ltd	1.98%

Total 30.35%


CAPITALIZATION

Large	93.2%
Medium	5.8%
Small	0.9%
Large (>\$6.3B)	
Medium (\$2.4 - \$6.3B)	
Small (<\$2.4B)	

SECTOR ALLOCATION



GEOGRAPHIC ALLOCATION



MAY 31, 2017

DESJARDINS GLOBAL EQUITY GROWTH CORPORATE CLASS

The Desjardins Funds are not guaranteed, their value fluctuates frequently and their past performance is not indicative of their future returns. The indicated rates of return are the historical annual compounded total returns as indicated the date of the present document including changes in securities value and reinvestment of all distributions and do not take into account sales, redemption, distribution or optional charges or income taxes payable by any securityholder that would have reduced returns. Commissions, trailing commissions, management fees and expenses all may be associated with mutual fund investments. Please read the prospectus before investing. The Desjardins Funds are offered by such registered dealers as the Desjardins Financial Services Firm, a mutual fund dealer belonging to the Desjardins Group that distributes the Funds in caisses throughout Québec and Ontario.