

DESJARDINS GLOBAL SMALL CAP EQUITY CORPORATE CLASS

Inception Date	Series A: April 14, 2014
Asset Class	World growth
Value per Unit in \$	Series A: 13.63
Total Assets in \$	590,101
Total Number of Holdings	94
Minimum Investment in \$	1,000
Minimum Subsequent Investment in \$	25
Management Style	Growth
Capitalization	Small
Management Expense Ratio in %	2.80 ¹
Eligibility	Series A: Non-REG plans only
Distribution Frequency	Series A: annually
Risk Level	 Low Medium High

CODES	Purchase option (prefix=DJT)			
	NL	ISC	LL	DSC
Series A	00112			
Series C		03112	03512	03312

PORTFOLIO MANAGER(S)

Desjardins Global Asset Management (DGAM)
Lazard Asset Management*

FUND MANAGER

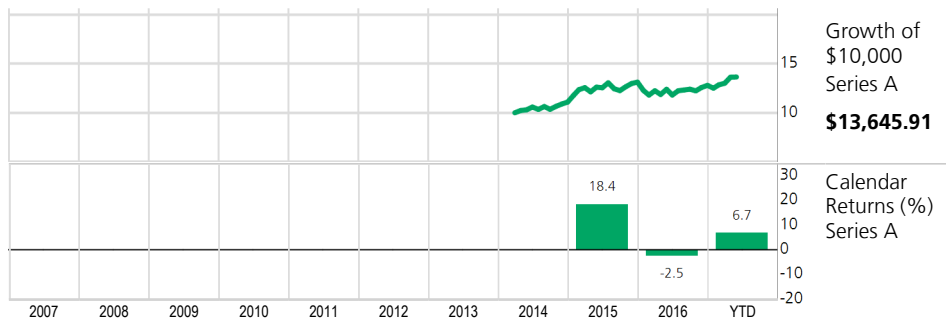
Desjardins Investments Inc.
www.desjardinsfunds.com

Note(s):¹Source: Annual/Interim Management Report.
*Portfolio manager mandated by Desjardins Global Asset Management.

FUND DESCRIPTION

The Desjardins Global Small Cap Equity Corporate Class seeks to achieve long-term capital growth by investing primarily in a diversified portfolio of securities of small capitalization foreign and Canadian companies.

PERFORMANCE ANALYSIS



	1 Mth	3 Mth	6 Mth	1 Yr	3 Yr	5 Yr	10 Yr	Since Inception	Annual Compound Returns (%)
Series A	0.2	6.2	8.5	10.1	9.8	-	-	10.4	

Reference Index (target)
100% MSCI World Small Cap

ASSET ALLOCATION

Fixed Income	
Cash and Equivalents	4.0%
Foreign Bonds	0.9%
Growth	
International Equity	45.0%
US Equity	38.9%
Canadian Equity	10.1%
Income Trust Units	1.0%

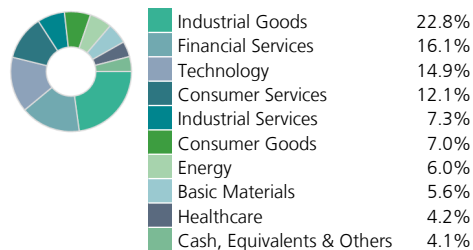
TOP HOLDINGS

Cash and Cash Equivalents	4.02%
RPC Group PLC	1.89%
TechnoPro Holdings Inc	1.64%
Aalberts Industries NV	1.63%
Rightmove PLC	1.42%
Innospec Inc	1.39%
National Storage Affiliates Trus	1.38%
Aroundtown Property Holdings	1.36%
Savills PLC	1.35%
Zenkoku Hosho Co Ltd	1.31%
Total	17.39%

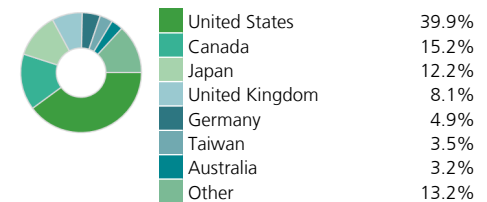
CAPITALIZATION

Large	7.7%
Medium	49.9%
Small	42.4%
Large (>\$6.3B)	
Medium (\$2.4 - \$6.3B)	
Small (<\$2.4B)	

SECTOR ALLOCATION



GEOGRAPHIC ALLOCATION



MAY 31, 2017

DESJARDINS GLOBAL SMALL CAP EQUITY CORPORATE CLASS

The Desjardins Funds are not guaranteed, their value fluctuates frequently and their past performance is not indicative of their future returns. The indicated rates of return are the historical annual compounded total returns as indicated the date of the present document including changes in securities value and reinvestment of all distributions and do not take into account sales, redemption, distribution or optional charges or income taxes payable by any securityholder that would have reduced returns. Commissions, trailing commissions, management fees and expenses all may be associated with mutual fund investments. Please read the prospectus before investing. The Desjardins Funds are offered by such registered dealers as the Desjardins Financial Services Firm, a mutual fund dealer belonging to the Desjardins Group that distributes the Funds in caisses throughout Québec and Ontario.