

# DESJARDINS DIVIDEND GROWTH CORPORATE CLASS

Inception Date	Series A: April 14, 2014 Series T: April 11, 2016
Asset Class	Canadian growth
Value per Unit in \$	Series A: 11.33 Series T: 10.29
Total Assets in \$	3,489,378
Total Number of Holdings	49
Minimum Investment in \$	1,000
Minimum Subsequent Investment in \$	25
Management Style	GARP
Capitalization	Large
Management Expense Ratio in %	2.40 <sup>1</sup>
Eligibility	Series A: Non-REG plans only Series T: Non-REG plans only
Distribution Frequency	Series A: annually Series T: monthly
Distribution per unit	A-Class: 0.00¢ T-Class: 7.20¢
Risk Level	 Low Medium High

Series	Purchase option (prefix=DJT)			
	NL	ISC	LL	DSC
A	00110			
T	01410			
C		03110	03510	03310
R		04110	04510	04310

## PORTFOLIO MANAGER(S)

Desjardins Global Asset Management (DGAM)  
Jarislowsky Fraser\*

## FUND MANAGER

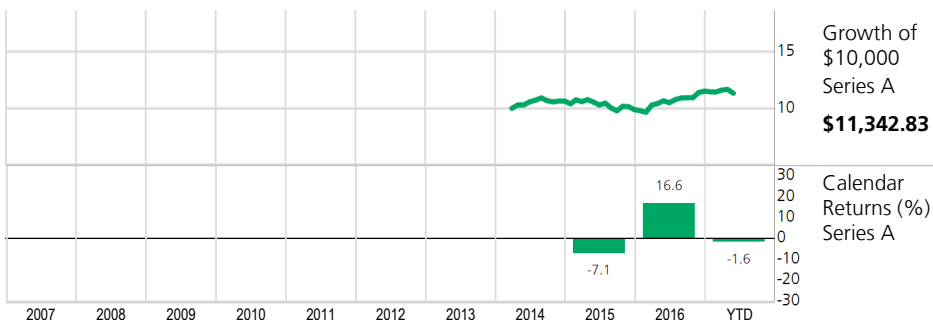
Desjardins Investments Inc.  
www.desjardinsfunds.com

**Note(s):**<sup>1</sup>Source: Annual/Interim Management Report.  
\*Portfolio manager mandated by Desjardins Global Asset Management.

## FUND DESCRIPTION

The Desjardins Dividend Growth Corporate Class seeks to provide unitholders dividend income and long term capital growth. To do this, the Fund's assets are invested in equity securities of Canadian and large foreign companies.

## PERFORMANCE ANALYSIS



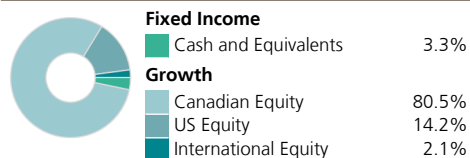
	1 Mth	3 Mth	6 Mth	1 Yr	3 Yr	5 Yr	10 Yr	Since Inception	Annual Compound Returns (%)
Series A	-2.9	-1.0	-0.5	6.3	3.3	-	-	4.1	
Series T	-2.9	-1.0	-0.5	6.4	-	-	-	10.6	

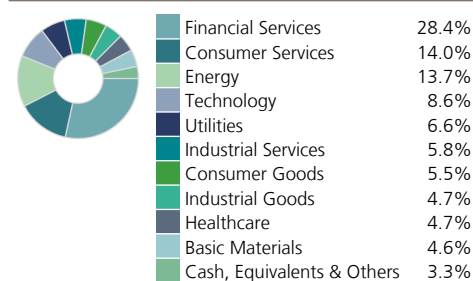
	2008	2009	2010	2011	2012	2013	2014	2015	2016	YTD	Distribution Rate (\$) T-Class
	-	-	-	-	-	-	-	-	0.54	0.36	

Reference Index (target)  
100% S&P/TSX Composite

## ASSET ALLOCATION



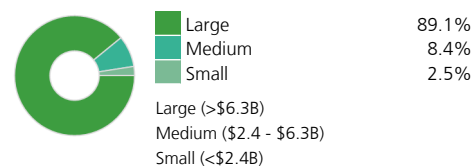
## SECTOR ALLOCATION



## TOP HOLDINGS

Toronto-Dominion Bank	7.00%
Royal Bank of Canada	6.16%
Enbridge Inc	5.43%
Bank of Nova Scotia	5.24%
Manulife Financial Corp	4.27%
Canadian Natural Resources Ltd	4.09%
Alimentation Couche-Tard Inc Cl B	3.02%
OpenText Corp	2.87%
Pembina Pipeline Corp	2.78%
Canadian National Railway Co	2.71%
<b>Total</b>	<b>43.57%</b>

## CAPITALIZATION ALLOCATION



MAY 31, 2017

## DESJARDINS DIVIDEND GROWTH CORPORATE CLASS

The Desjardins Funds are not guaranteed, their value fluctuates frequently and their past performance is not indicative of their future returns. The indicated rates of return are the historical annual compounded total returns as indicated the date of the present document including changes in securities value and reinvestment of all distributions and do not take into account sales, redemption, distribution or optional charges or income taxes payable by any securityholder that would have reduced returns. Commissions, trailing commissions, management fees and expenses all may be associated with mutual fund investments. Please read the prospectus before investing. The Desjardins Funds are offered by such registered dealers as the Desjardins Financial Services Firm, a mutual fund dealer belonging to the Desjardins Group that distributes the Funds in caisses throughout Québec and Ontario.