

DESJARDINS DIVIDEND GROWTH FUND

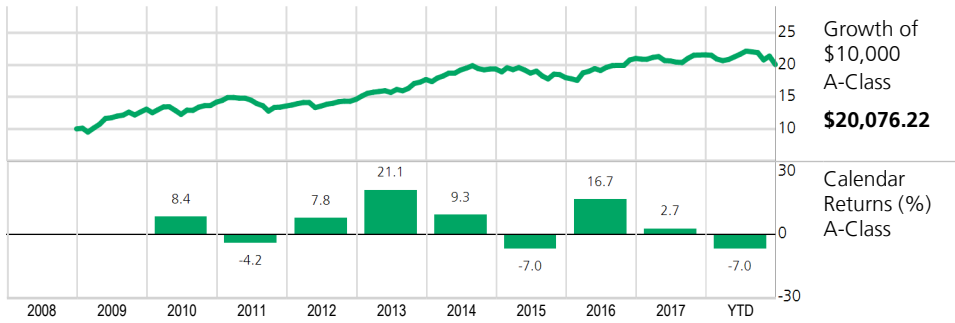


Inception Date	A-Class: January 15, 2009 T-Class: January 15, 2009
Asset Class	Canadian growth
Value per Unit in \$	A-Class: 18.04 T-Class: 8.98
Total Assets in \$	772,820,825
Total Number of Holdings	43
Minimum Investment in \$	1,000
Minimum Subsequent Investment in \$	25
Management Style	GARP
Capitalization	Large
Management Expense Ratio in %	2.24 ¹
Eligibility	A-Class: REG and NON-REG T-Class: NON-REG
Distribution Frequency	A-Class: quarterly T-Class: monthly
Distribution per unit	A-Class: 31.80¢ T-Class: 7.00¢
Risk Level	<div style="display: flex; justify-content: space-between; width: 100px;"> <div style="width: 33%; border: 1px solid black; background-color: #f0f0f0;"></div> <div style="width: 33%; border: 1px solid black; background-color: #008000;"></div> <div style="width: 33%; border: 1px solid black; background-color: #f0f0f0;"></div> </div> Low Medium High

FUND DESCRIPTION

Desjardins Dividend Growth Fund seeks to provide unitholders a high dividend income and long term capital growth. To do this, the Fund's assets are invested primarily in equity securities of Canadian and foreign large capitalization companies.

PERFORMANCE ANALYSIS



	1 Mth	3 Mth	6 Mth	1 Yr	3 Yr	5 Yr	10 Yr	Since Inception
A-Class	-6.2	-8.5	-7.5	-7.0	3.7	2.5	-	7.3
T-Class	-6.2	-8.5	-7.5	-7.0	3.7	2.5	-	7.3

Annual Compound Returns (%)

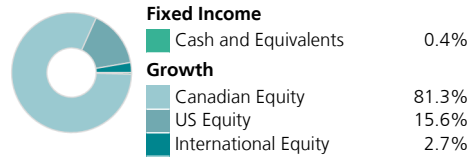
	2010	2011	2012	2013	2014	2015	2016	2017	2018	YTD
Distribution Rate (\$) T-Class	0.88	0.92	0.92	0.92	0.94	0.96	0.83	0.89	0.84	0.84

Distribution Rate (\$)
T-Class

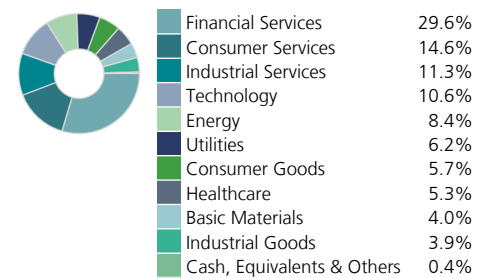
Reference Index (target)
100% S&P/TSX Composite Index (Total return)

CODES		Purchase option (prefix=DJT)			
Class	NL	ISC	DSC	LL	
Caisse Network					
A	00095				
T	00595				
Advisor					
C		03095	03295	03495	
R		04095	04295	04495	
Fee Based					
F	03895				
S	04895				
Discount Brokerage					
D	07095				

ASSET ALLOCATION



SECTOR ALLOCATION



PORTFOLIO MANAGER(S)

Desjardins Global Asset Management (DGAM)
Jarislowsky Fraser*

FUND MANAGER

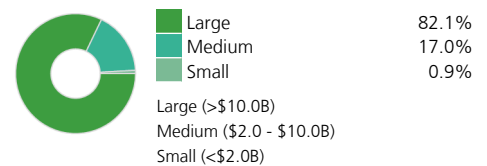
Desjardins Investments Inc.
www.desjardinsfunds.com

Note(s): ¹Source: Annual/Interim Management Report.
*Portfolio manager mandated by Desjardins Global Asset Management.

TOP HOLDINGS

Toronto-Dominion Bank	6.87%
Enbridge Inc	5.35%
Royal Bank of Canada	5.23%
Bank of Nova Scotia	5.12%
Alimentation Couche-Tard Inc Cl B	4.07%
Nutrien Ltd	3.95%
Manulife Financial Corp	3.64%
Canadian National Railway Co	3.49%
CGI Group Inc Cl A	3.34%
Open Text Corp	3.19%
Total	44.25%

CAPITALIZATION ALLOCATION



DECEMBER 31, 2018

DESJARDINS
DIVIDEND GROWTH FUND



** Desjardins Investments Inc., manager of the Desjardins Funds, is announcing a reduction of the management fees on certain classes of units and series of shares of some Desjardins Funds.

The Desjardins Funds are not guaranteed, their value fluctuates frequently and their past performance is not indicative of their future returns. The indicated rates of return are the historical annual compounded total returns as indicated the date of the present document including changes in securities value and reinvestment of all distributions and do not take into account sales, redemption, distribution or optional charges or income taxes payable by any securityholder that would have reduced returns. Commissions, trailing commissions, management fees and expenses all may be associated with mutual fund investments. Please read the prospectus before investing. The Desjardins Funds are offered by such registered dealers as the Desjardins Financial Services Firm, a mutual fund dealer belonging to the Desjardins Group that distributes the Funds in caisses throughout Québec and Ontario.