

DESJARDINS GLOBAL INFLATION LINKED BOND FUND

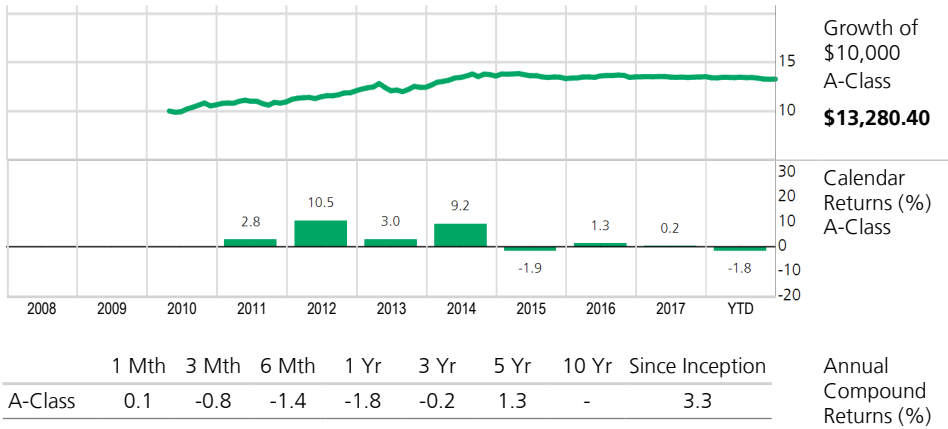


Inception Date	A-Class: January 12, 2004
Asset Class	Global fixed income
Value per Unit in \$	A-Class: 11.97
Total Assets in \$	422,544,344
Total Number of Holdings	92
Minimum Investment in \$	1,000
Minimum Subsequent Investment in \$	25
Management Style	Top-down
Capitalization	N/A
Management Expense Ratio in %	1.75 ¹
Eligibility	A-Class: REG and NON-REG
Distribution Frequency	A-Class: annually
Distribution per unit	A-Class: 12.21¢
Risk Level	<div style="display: flex; width: 100px; height: 15px; border: 1px solid black; background-color: #008000; margin-bottom: 5px;"></div> <div style="display: flex; width: 100px; height: 15px; border: 1px solid black; background-color: #e0e0e0; margin-bottom: 5px;"></div> <div style="display: flex; width: 100px; height: 15px; border: 1px solid black; background-color: #e0e0e0; margin-bottom: 5px;"></div> <div style="display: flex; width: 100px; height: 15px; border: 1px solid black; background-color: #e0e0e0;"></div> Low Medium High

FUND DESCRIPTION

The objective of this Fund is to provide income return while protecting against inflation by investing primarily in the fixed-income, inflation-linked securities of issuers throughout the world.

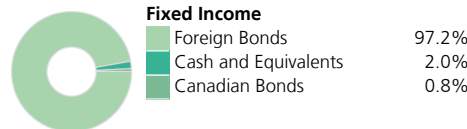
PERFORMANCE ANALYSIS




CODES		Purchase option (prefix=DJT)			
Class	NL	ISC	DSC	LL	
Caisse Network					
A	00052				
Advisor					
C		03052	03252	03452	
Fee Based					
F	03852				
Discount Brokerage					
D	07052				

Reference Index (target)
100% Bloomberg Barclays World Government Inflation-Linked 1-10 Year Bond Index (CAD hedged)

ASSET ALLOCATION



GEOGRAPHIC ASSET ALLOCATION



PORTFOLIO MANAGER(S)

Desjardins Global Asset Management (DGAM)
BlackRock Financial Management*

FUND MANAGER

Desjardins Investments Inc.
www.desjardinsfunds.com

Note(s): ¹Source: Annual/Interim Management Report.
*Portfolio manager mandated by Desjardins Global Asset Management.

TOP HOLDINGS

Cash and Cash Equivalents	5.45%
United States Treasury 0.63% 15-Jan-2026	4.94%
United States Treasury 0.13% 15-Apr-2021	4.90%
United States Treasury 0.13% 15-Jul-2026	3.99%
Japan Government 0.10% 10-Mar-2028	3.72%
United States Treasury 0.38% 15-Jan-2027	3.59%
United States Treasury 0.75% 15-Jul-2028	3.46%
United States Treasury 0.13% 15-Jul-2022	3.28%
United States Treasury 0.63% 15-Jan-2024	3.11%
United States Treasury 0.13% 15-Jan-2022	3.02%
Total	39.46%

TERM TO MATURITY

1 to 5 years	40.5%
5 to 10 years	57.7%
Above 10 years	1.8%
Average maturity (Years)	5.9
Duration (Years)	5.6
Yield to maturity	0.5%

CREDIT RATING

High	81.2%
Medium	18.8%
Low	-



DECEMBER 31, 2018

DESJARDINS
GLOBAL INFLATION LINKED BOND FUND



** Desjardins Investments Inc., manager of the Desjardins Funds, is announcing a reduction of the management fees on certain classes of units and series of shares of some Desjardins Funds.

The Desjardins Funds are not guaranteed, their value fluctuates frequently and their past performance is not indicative of their future returns. The indicated rates of return are the historical annual compounded total returns as indicated the date of the present document including changes in securities value and reinvestment of all distributions and do not take into account sales, redemption, distribution or optional charges or income taxes payable by any securityholder that would have reduced returns. Commissions, trailing commissions, management fees and expenses all may be associated with mutual fund investments. Please read the prospectus before investing. The Desjardins Funds are offered by such registered dealers as the Desjardins Financial Services Firm, a mutual fund dealer belonging to the Desjardins Group that distributes the Funds in caisses throughout Québec and Ontario.