

DESJARDINS ENHANCED BOND FUND

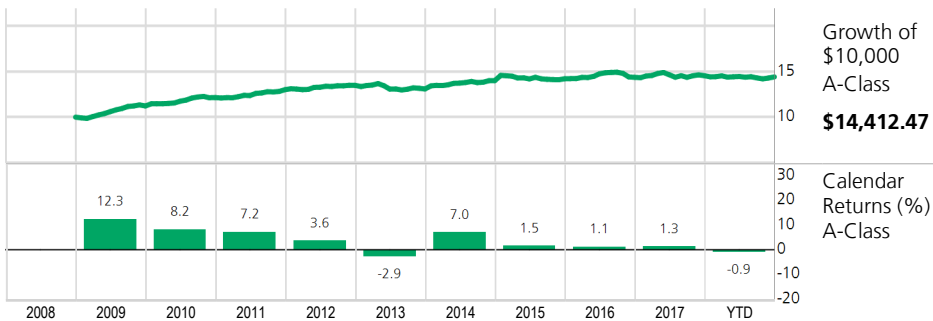


Inception Date	A-Class: January 12, 2004
Asset Class	Fixed income
Value per Unit in \$	A-Class: 10.33
Total Assets in \$	4,457,278,620
Total Number of Holdings	429
Minimum Investment in \$	1,000
Minimum Subsequent Investment in \$	25
Management Style	Top-down
Capitalization	N/A
Management Expense Ratio in %	1.59 ¹
Eligibility	A-Class: REG and NON-REG
Distribution Frequency	A-Class: monthly
Distribution per unit	A-Class: 1.60¢
Risk Level	Low Medium High

FUND DESCRIPTION

The Desjardins Enhanced Bond Fund seeks to provide its holders a higher regular income and a higher security of capital using a portfolio consisting primarily of bonds issued by governments and corporations of Canada. The portfolio manager will also attempt to improve performance through opportunistic investments in emerging market bonds and foreign bonds.

PERFORMANCE ANALYSIS

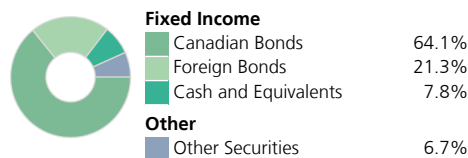


	1 Mth	3 Mth	6 Mth	1 Yr	3 Yr	5 Yr	10 Yr	Since Inception	Annual Compound Returns (%)
A-Class	0.8	0.7	-0.4	-0.9	0.5	1.9	3.7	3.1	


CODES	Purchase option (prefix=DJT)			
Class	NL	ISC	DSC	LL
Caisse Network				
A	00051			
Advisor				
C		03051	03251	03451
Fee Based				
F	03851			
Discount Brokerage				
D	07051			

Reference Index (target)
100% FTSE Canada Universe Bond Index

ASSET ALLOCATION



GEOGRAPHIC ASSET ALLOCATION



PORTFOLIO MANAGER(S)

Desjardins Global Asset Management (DGAM)
Alliance Bernstein (Sanford C. Bernstein & Co.)*

FUND MANAGER

Desjardins Investments Inc.
www.desjardinsfunds.com

Note(s): ¹Source: Annual/Interim Management Report.
*Portfolio manager mandated by Desjardins Global Asset Management.

TOP HOLDINGS

Canada Government 2.00% 01-Jun-2028	5.79%
Canada Government 2.75% 01-Dec-2048	4.07%
Canada Government 0.00% 07-Mar-2019	3.59%
Ontario Province 2.80% 02-Jun-2048	3.49%
Canada Government 1.00% 01-Jun-2027	3.45%
Canada Housing Trust No 1 2.35% 15-Mar-2028	3.21%
Canada Housing Trust No 1 2.65% 15-Mar-2028	3.07%
Canada Housing Trust No 1 2.65% 15-Dec-2028	3.01%
British Columbia Province 5.70% 18-Jun-2029	2.37%
Canada Government 4.00% 01-Dec-2031	2.36%
Total	34.41%

TERM TO MATURITY

1 to 5 years	20.8%
5 to 10 years	44.2%
Above 10 years	35.0%
Average maturity (Years)	11.8
Duration (Years)	8.0
Yield to maturity	3.3%

CREDIT RATING

High	51.7%
Medium	37.9%
Low	10.4%



DECEMBER 31, 2018

DESJARDINS
ENHANCED BOND FUND



** Desjardins Investments Inc., manager of the Desjardins Funds, is announcing a reduction of the management fees on certain classes of units and series of shares of some Desjardins Funds.

The Desjardins Funds are not guaranteed, their value fluctuates frequently and their past performance is not indicative of their future returns. The indicated rates of return are the historical annual compounded total returns as indicated the date of the present document including changes in securities value and reinvestment of all distributions and do not take into account sales, redemption, distribution or optional charges or income taxes payable by any securityholder that would have reduced returns. Commissions, trailing commissions, management fees and expenses all may be associated with mutual fund investments. Please read the prospectus before investing. The Desjardins Funds are offered by such registered dealers as the Desjardins Financial Services Firm, a mutual fund dealer belonging to the Desjardins Group that distributes the Funds in caisses throughout Québec and Ontario.