

DESJARDINS TACTICAL BALANCED FUND

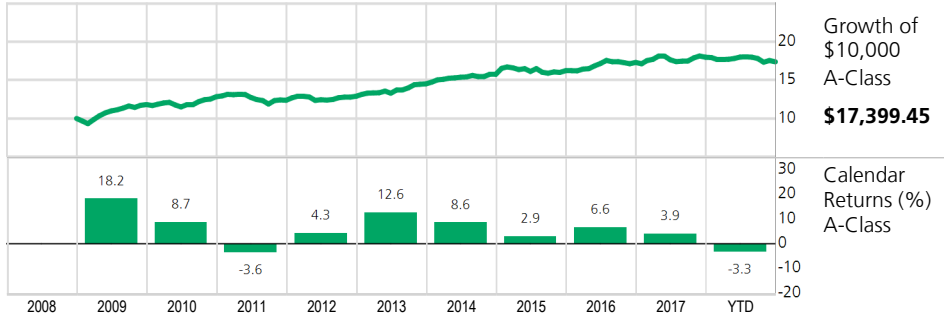


Inception Date	A-Class: August 20, 1986
Asset Class	Balanced
Value per Unit in \$	A-Class: 17.90
Total Assets in \$	1,059,428,686
Total Number of Holdings	1,019
Minimum Investment in \$	1,000
Minimum Subsequent Investment in \$	25
Management Style	Blend
Capitalization	Large
Management Expense Ratio in %	2.31 ¹
Eligibility	A-Class: REG and NON-REG
Distribution Frequency	A-Class: quarterly
Risk Level	Low Medium High

FUND DESCRIPTION

Desjardins Tactical Balanced Fund seeks to provide unitholders with a total return greater than investing primarily in equity securities and fixed income securities, and in all regions of the world. The proportion of the fund's assets invested in equity and fixed income securities may vary according to market conditions.

PERFORMANCE ANALYSIS



CODES		Purchase option (prefix=DJT)			
Class	NL	ISC	DSC	LL	
Caisse Network					
A	00007				
Advisor					
C		03007	03207	03407	
Fee Based					
F	03807				
Discount Brokerage					
D	07007				

	1 Mth	3 Mth	6 Mth	1 Yr	3 Yr	5 Yr	10 Yr	Since Inception	Annual Compound Returns (%)
A-Class	-1.0	-2.4	-3.5	-3.3	2.3	3.7	5.7	5.1	

PORTFOLIO MANAGER(S)

Desjardins Global Asset Management (DGAM)
Hexavest*

FUND MANAGER

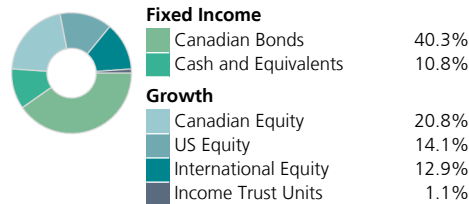
Desjardins Investments Inc.
www.desjardinsfunds.com

Note(s): ¹Source: Annual/Interim Management Report.
*Portfolio manager mandated by Desjardins Global Asset Management.


Reference Index (target)

5% FTSE Canada 60-day Treasury Bill Index; 17.5% FTSE Canada All Government Bond Index; 17.5% FTSE Canada All Corporate Bond Index; 30% S&P/TSX Composite Index (Total return); 30% MSCI All Country World Index (Total return)

ASSET ALLOCATION



GEOGRAPHIC ASSET ALLOCATION



TOP HOLDINGS

Canada Government 0.00% 21-Mar-2019	7.15%
Cash and Cash Equivalents	3.26%
Canada Government 3.50% 01-Jun-2020	2.98%
Royal Bank of Canada	1.82%
Canada Government 2.00% 01-Jun-2028	1.71%
Toronto-Dominion Bank	1.71%
Canadian Imperial Bank Commrce 2.47% 05-Dec-2022	1.69%
Canada Housing Trust No 1 2.40% 15-Dec-2022	1.64%
Royal Bank of Canada 2.00% 21-Mar-2022	1.50%
Bank of Montreal 1.61% 28-Oct-2021	1.39%
Total	24.85%

TERM TO MATURITY

1 to 5 years	45.9%
5 to 10 years	24.5%
Above 10 years	29.6%
Average maturity (Years)	8.4
Duration (Years)	6.1
Yield to maturity	2.7%

CREDIT RATING

High	43.3%
Medium	56.7%
Low	-



DECEMBER 31, 2018

DESJARDINS TACTICAL BALANCED FUND



** Desjardins Investments Inc., manager of the Desjardins Funds, is announcing a reduction of the management fees on certain classes of units and series of shares of some Desjardins Funds.

The Desjardins Funds are not guaranteed, their value fluctuates frequently and their past performance is not indicative of their future returns. The indicated rates of return are the historical annual compounded total returns as indicated the date of the present document including changes in securities value and reinvestment of all distributions and do not take into account sales, redemption, distribution or optional charges or income taxes payable by any securityholder that would have reduced returns. Commissions, trailing commissions, management fees and expenses all may be associated with mutual fund investments. Please read the prospectus before investing. The Desjardins Funds are offered by such registered dealers as the Desjardins Financial Services Firm, a mutual fund dealer belonging to the Desjardins Group that distributes the Funds in caisses throughout Québec and Ontario.